

# VISCO TRADE ASSOCIATES LIMITED

Regd. Office: 18, British Indian Street, 3rd Floor,  
Kolkata- 700 069

Contact No. 033-6444427; E-Mail Id:- [tradevisco@gmail.com](mailto:tradevisco@gmail.com)

CIN: - L57339WB1983PLC035628

Website: - [www.viscotradeassociates.com](http://www.viscotradeassociates.com)

---

Dated: 14.01.2020

The Secretary,  
Bombay Stock Exchange Limited,  
Listing Department,  
Department of Corporate Services,  
Floor — 25, PJ Towers, Dalal Street,  
Mumbai - 400 001

The Secretary,  
The Calcutta Stock Exchange Limited  
7, Lyons Range,  
Kolkata – 700 001

Dear Sir/Madam,

**Sub: Shareholding Pattern pursuant to Regulation 31 of SEBI (LODR) Regulation, 2015 for the Quarter ended 31.12.2019**


---

Please refer to above. We are enclosing herewith Shareholding Pattern as required under Regulation 31 of SEBI (LODR) Regulations, 2015 for the 3<sup>rd</sup> Quarter ended 31<sup>st</sup> December, 2019.

This is for your information and record.

Thanking you.

Yours faithfully,  
For Visco Trade Associates Limited



(Vinay Kumar Goenka)  
Managing Director  
DIN: 01687463



**Format of holding of specified securities**

1. Name of Listed Entity: VISCO TRADE ASSOCIATES LTD (CIN:-)
2. Scrip Code - Name of Scrip -,- Class of Security Equity
3. Share Holding Pattern Filed under : Reg. 31(1)(a)/Reg. 31(1)(b)/Reg. 31(1)(c)
  - a. If under 31 (1)(b) then indicate the report for Quarter ending: 31/12/2019
  - b. If under 31(1)(c) then indicate date of allotment/extinguishment

4. **Declaration** : The Listed entity is required to submit the following declaration to the extent of submission of information:-

Particulars	Yes*	No*
1 Whether the Listed Entity has issued any partly paid up shares?		No
2 Whether the Listed Entity has issued any Convertible Securities or Warrants?		No
3 Whether the Listed Entity has any shares against which depository receipts are issued?		No
4 Whether the Listed Entity has any shares in Locked-in?		No
5 Whether any shares held by promoters are pledge or otherwise encumbered?		No

\* If the Listed Entity selects the option 'No' for the questions above, the column for the partly paid up shares, Outstanding Convertible Securities/Warrants, depository receipts, locked-in shares, No of shares pledged or otherwise encumbered by promoters, as applicable, shall not be displayed at the time of dissemination on the Stock Exchange website. Also wherever there is 'No' declared by Listed Entity in above table the values will be considered as 'Zero' by default on submission of the format of holding of specified securities.

5. The tabular format for disclosure of holding of specified securities is as follows:-





Table I - Summary Statement holding of specified securities as on 31/12/2019

Category (I)	Category of shareholder (II)	Nos. of shareholders (III)	No. of fully paid up equity shares held (IV)	No. of Partly paid-up equity shares held (V)	No. of shares underlying Depository Receipts (VI)	Total nos. shares held (VII)=(IV)+(V)+(VI)	Shareholding as a % of total no. of shares (calculated as per SCRR, 1957) As a % of (A+B+C2) (VIII)	Number of Voting Rights held in each class of securities (IX)			No of shares Underlying outstanding convertible securities (including Warrants) (X)	Shareholding as a % assuming full conversion of convertible securities (as a percentage of diluted share capital) (XI)=(VII)+(X) As a % of (A+B+C2)	Number of Locked in shares (XII)		Number of shares pledged or otherwise encumbered (XIII)		Number of equity shares held in dematerialized form (XIV)	
								No of Voting Rights					Total as a % of (A+B+C)	No. (a)	As a % of total shares held (b)	No. (a)		As a % of total shares held (b)
								Class eg: x	Class eg: y	Total								
(A)	Promoter & Promoter group	1	228500	0	0	228500	4.7576	228500	0	228500	4.7576	0	0.0000	0	0.0000	228500		
(B)	Public	508	4574300	0	0	4574300	95.2424	4574300	0	4574300	95.2424	0	0.0000	NA		2745750		
(C)	Non Promoter - Non Public													NA				
(C1)	Shares underlying DRs						NA							NA				
(C2)	Shares held by Employee Trusts													NA				
	Total	509	4802800	0	0	4802800	100.0000	4802800	0	4802800	100.0000	0				2974250		



VISCO TRADE ASSOCIATES LTD

Table II - Statement Showing shareholding pattern of the Promoter and Promoter Group as on 31/12/2019

Category & Name of the Shareholders (I)	PAN (II)	Nos. of shareholders (III)	No. of fully paid up equity shares held (IV)	Partly paid-up equity shares held (V)	Nos. of shares underlying Depository Receipts (VI)	Total nos. shares held (VII)=(IV)+(V)+(VI)	Shareholding % calculated as per SCRR, 1957) As a % of (A+B+C2) (VIII)	Number of Voting Rights held in each class of securities (IX)			Total as a % of Total Voting rights (X)	No of shares Underlying outstanding convertible securities (including Warrants) (X)	Shareholding as a % assuming full conversion of convertible securities (as a percentage of diluted share capital) (XI)=(VII)+(X) As a % of A+B+C2)	Number of Locked in shares (XII)		Number of shares pledged or otherwise encumbered (XIII)		Number of equity shares held in dematerialized form (XIV)	
								No of Voting Rights						No. (a)	As a % of total shares held (b)	No. (a)	As a % of total shares held (b)		
								Class x	Class y	Total									
(1) Indian																			
(a) Individuals/Hindu undivided Family																			
(b) Central Government/State Government(s)																			
(c) Financial Institutions/Banks																			
(d) Any Other (specify)																			
Bodies Corporate			1	228500	0	0	228500	4.7576	228500	0	228500	4.7576	0	4.7576	0	0.0000	0	0.0000	228500
AMRITLAXMI DEALCOMM PRIVATE LIMITED	AAJCA2805P		1	228500	0	0	228500	4.7576	228500	0	228500	4.7576	0	4.7576	0	0.0000	0	0.0000	228500
Sub Total			1	228500	0	0	228500	4.7576	228500	0	228500	4.7576	0	4.7576	0	0.0000	0	0.0000	228500
(2) Foreign																			
(a) Individuals (Non-Resident Individuals/Foreign Individuals)																			
(b) Government																			
(c) Institutions																			
(d) Foreign Portfolio Investor																			
(e) Any Other (specify)																			
Sub Total			0	0	0	0	0	0.0000	0	0	0	0.0000	0	0.0000	0	0.0000	0	0.0000	0
Total Shareholding of Promoter and Promoter Group (A)=(A)(1)+(A)(2)			1	228500	0	0	228500	4.7576	228500	0	228500	4.7576	0	4.7576	0	0.0000	0	0.0000	228500




Table III - Statement Showing shareholding pattern of the Public shareholder as on 31/12/2019

	Category & Name of the Shareholders (I)	PAN (II)	Nos. of shareholders (III)	No. of fully paid up equity shares held (IV)	Partly paid up equity shares held (V)	Nos. of shares underlying Depository Receipts (VI)	Total nos. shares held (VII)=(IV)+(V)+(VI)	Number of Voting Rights held in each class of securities (IX)			No of shares Underlying outstanding convertible securities (including Warrants) (X)	Shareholding as a % assuming full conversion of convertible securities (as a percentage of diluted share capital) (XI)=(VII)+(X) As a % of A+B+C2	Number of Locked in shares (XII)		Number of shares pledged or otherwise encumbered (XIII)		Number of equity shares held in dematerialized form (XIV)	
								No of Voting Rights					Total as a % of Total Voting rights	No. (a)	As a % of total shares held (b)	No. (Not applicable) (a)		As a % of total shares held (Not applicable) (b)
								Class x	Class y	Total								
(1)	Institutions																	
(a)	Mutual Funds / UTI																	
(b)	Venture Capital Funds																	
(c)	Alternate Investment Funds																	
(d)	Foreign Venture Capital Investors																	
(e)	Foreign Portfolio Investors																	
(f)	Financial Institutions / Banks																	
(g)	Insurance Companies																	
(h)	Provident Funds / Pension Funds																	
(i)	Any Other (specify)																	
	Sub Total		0	0	0	0	0	0.0000	0	0	0	0.0000	0	0.0000	0	0.0000	NA	0
(2)	Central Government / State Government(s) / President of India																	
(3)	Non-Institutions																	
(a)	Individuals-																	
	i. Individual shareholders holding nominal share capital upto Rs.2 lakhs		488	27757	0	0	27757	0.5779	27757	0	27757	0.5779	0	0.5779	0	0.0000	NA	13422
	ii. Individual shareholders holding nominal share capital in excess of Rs.2 lakhs		17	2995324	0	0	2995324	62.3662	2995324	0	2995324	62.3662	0	62.3662	0	0.0000	NA	1181109
	MANOJ KUMAR JHA	ANKPJ7089D	1	460400	0	0	460400	9.5861	460400	0	460400	9.5861	0	9.5861	0	0.0000	NA	460400
	SUSHIL KUMAR SARAOGI	ALAPS2098H	1	437109	0	0	437109	9.1011	437109	0	437109	9.1011	0	9.1011	0	0.0000	NA	437109
	PRAVIN KUMAR SINGHANIA	AXSPS8289G	1	238000	0	0	238000	4.9554	238000	0	238000	4.9554	0	4.9554	0	0.0000	NA	0
	KARUNA AGARWAL		1	212000	0	0	212000	4.4141	212000	0	212000	4.4141	0	4.4141	0	0.0000	NA	0
	SARITA DEVI SHARMA	ASUPS5661D	1	200000	0	0	200000	4.1642	200000	0	200000	4.1642	0	4.1642	0	0.0000	NA	0
	MADHU AGARWAL	AFKPA4259C	1	183600	0	0	183600	3.8228	183600	0	183600	3.8228	0	3.8228	0	0.0000	NA	183600
	ANIL AGARWAL	ADAPA0594N	1	140000	0	0	140000	2.9150	140000	0	140000	2.9150	0	2.9150	0	0.0000	NA	0
	SAROJ DEVI SHARMA	ASUPS5649B	1	140000	0	0	140000	2.9150	140000	0	140000	2.9150	0	2.9150	0	0.0000	NA	0
	SATISH CH. MISHRA	AIGPM5081R	1	135000	0	0	135000	2.8109	135000	0	135000	2.8109	0	2.8109	0	0.0000	NA	0
	MONU SINGHAL	DIJPS2351Q	1	130800	0	0	130800	2.7234	130800	0	130800	2.7234	0	2.7234	0	0.0000	NA	0
	YOGESH KUMAR AGARWAL	AFEPA7263A	1	112415	0	0	112415	2.3406	112415	0	112415	2.3406	0	2.3406	0	0.0000	NA	0
	AMIT KUMAR SINGHAL	ASTPS6047C	1	106000	0	0	106000	2.2070	106000	0	106000	2.2070	0	2.2070	0	0.0000	NA	0
	BABITA AGARWAL	ANSPA9578J	1	100000	0	0	100000	2.0821	100000	0	100000	2.0821	0	2.0821	0	0.0000	NA	0
	RAJ KUMAR SHARMA	ATAPS0372C	1	100000	0	0	100000	2.0821	100000	0	100000	2.0821	0	2.0821	0	0.0000	NA	0
	ARUN KUMAR AGARWAL		1	100000	0	0	100000	2.0821	100000	0	100000	2.0821	0	2.0821	0	0.0000	NA	0



VISCO TRADE ASSOCIATES LTD																			
Table III - Statement Showing shareholding pattern of the Public shareholder as on 31/12/2019																			
Category & Name of the Shareholders (I)	PAN (II)	Nos. of shareholders (III)	No. of fully paid up equity shares held (IV)	Partly paid up equity shares held (V)	Nos. of shares underlying Depository Receipts (VI)	Total nos. shares held (VII)=(IV)+(V)+(VI)	Shareholding % calculate d as per SCRR, 1957) As a % of (A+B+C2) (VIII)	Number of Voting Rights held in each class of securities (IX)			No of shares Underlying outstanding convertible securities (including Warrants) (X)	Shareholding as a % assuming full conversion of convertible securities (as a percentage of diluted share capital) (XI)=(VII)+(X) As a % of A+B+C2)	Number of Locked in shares (XII)		Number of shares pledged or otherwise encumbered (XIII)		Number of equity shares held in dematerialized form (XIV)		
								No of Voting Rights					Total as a % of Total Voting rights	No. (a)	As a % of total shares held (b)	No. (Not applicable) (a)		As a % of total shares held (Not applicable) (b)	
								Class x	Class y	Total									
SHIKHA AGARWAL	AHJPB1041N	1	100000	0	0	100000	2.0821	100000	0	100000	2.0821	0	2.0821	0	0.0000	NA	0	0	
LALITA MISHRA	AIGPM4182K	1	100000	0	0	100000	2.0821	100000	0	100000	2.0821	0	2.0821	0	0.0000	NA	100000	0	
(b) NBFCs registered with RBI																			
(c) Employee Trusts																			
(d) Overseas Depositories (holding DRs) (balancing figure)																			
(e) Any Other (specify)																			
Bodies Corporate		3	1551219	0	0	1551219	32.2982	1551219	0	1551219	32.2982	0	32.2982	0	0.0000	NA	1551219	0	
GOLDEN GOENKA CREDIT PVT LTD	AACCR3964K	2	1102610	0	0	1102610	22.9576	1102610	0	1102610	22.9576	0	22.9576	0	0.0000	NA	1102610	0	
JAJODIA FINANCE LIMITED	AAACJ8457D	1	230644	0	0	230644	4.8023	230644	0	230644	4.8023	0	4.8023	0	0.0000	NA	230644	0	
J.N.B. SIDHU FINANCE PVT LTD	AABCJ0370Q	1	217965	0	0	217965	4.5383	217965	0	217965	4.5383	0	4.5383	0	0.0000	NA	217965	0	
Sub Total		508	4574300	0	0	4574300	95.2424	4574300	0	4574300	95.2424	0	95.2424	0	0.0000	NA	2745750	0	
Total Public Shareholding (B)=(B)(1)+(B)(2)+(B)(3)		508	4574300	0	0	4574300	95.2424	4574300	0	4574300	95.2424	0	95.2424	0	0.0000	NA	2745750	0	




Table Iv - Statement Showing shareholding pattern of the Non Promoter - Non Public shareholder as on 31/12/2019

Category & Name of the Shareholders (I)	PAN (II)	No of shareholders (III)	No. of fully paid up equity shares held (IV)	Partly paid-up equity shares held (V)	Nos. of shares underlying Depository Receipts (VI)	Total nos. shares held (VII)=(IV) + (V)+(VI)	Shareholding % calculated as per SCRR, 1957) As a % of (A+B+C2) (VIII)	Number of Voting Rights held in each class of securities (IX)			No of shares Underlying outstanding convertible securities (including Warrants) (X)	Total Shareholding as a % assuming full conversion of convertible securities (as a percentage of diluted share capital) (XI)=(VII)+(X) As a % of A+B+C2)	Number of Locked in shares (XII)		Number of shares pledged or otherwise encumbered (XIII)		Number of equity shares held in dematerialized form (XIV)	
								No of Voting Rights					Total as a % of Total Voting rights	No. (a)	As a % of total shares held (b)	No. (Not applicable) (a)		As a % of total shares held (Not applicable) (b)
								Class x	Class y	Total								
(1) Custodian / DR Holder																		
(2) Employee Benefit Trust (under SEBI (Share based Employee Benefit) Regulations, 2014)																		
Total Non Promoter - Non Public Shareholding (C)=(C)(1)+(C)(2)		0	0	0	0	0	0.0000	0	0	0	0.0000	0	0.0000	0	0.0000	NA	NA	0

