

VISCO TRADE ASSOCIATES LIMITED

Regd. Office: 18, British Indian Street, 3rd Floor,
Kolkata- 700 069

Contact No. 033-64444427; E-Mail Id:- tradevisco@gmail.com

CIN: - L57339WB1983PLC035628

Website: - www.viscotradeassociates.com

Dated: 14.10.2019

**The Secretary,
Bombay Stock Exchange Limited,
Listing Department,
Department of Corporate Services,
Floor — 25, PJ Towers, Dalal Street,
Mumbai - 400 001**

**The Secretary,
The Calcutta Stock Exchange Limited
7, Lyons Range,
Kolkata – 700 001**

Dear Sir/Madam,


Sub: Shareholding Pattern pursuant to Regulation 31 of SEBI (LODR) Regulation, 2015

Please refer to above. We are enclosing herewith Shareholding Pattern as required under Regulation 31 of SEBI (LODR) Regulations, 2015 for the Second Quarter ended 30th September, 2019.

This is for your information and record.

Thanking you.

Yours faithfully,
For **Visco Trade Associates Limited**



**(Vinay Kumar Goenka)
Managing Director
DIN: 01687463**



Format of holding of specified securities

Annexure - I

1. Name of Listed Entity: VESCO TRADE ASSOCIATES LTD (CIN:-)
2. Scrip Code - Name of Scrip -, - Class of Security Equity
3. Share Holding Pattern Filed under : Reg. 31(1)(a)/Reg. 31(1)(b)/Reg. 31(1)(c)
 - a. If under 31 (1)(b) then indicate the report for Quarter ending: 30/09/2019
 - b. If under 31(1)(c) then indicate date of allotment/extinguishment

4. Declaration : The Listed entity is required to submit the following declaration to the extent of submission of information:-

Particulars	Yes*	No*
1 Whether the Listed Entity has issued any partly paid up shares?		No
2 Whether the Listed Entity has issued any Convertible Securities or Warrants?		No
3 Whether the Listed Entity has any shares against which depository receipts are issued?		No
4 Whether the Listed Entity has any shares in Locked-in?		No
5 Whether any shares held by promoters are pledge or otherwise encumbered?		No

* If the Listed Entity selects the option 'No' for the questions above, the column for the partly paid up shares, Outstanding Convertible Securities/Warrants, depository receipts, locked-in shares, No of shares pledged or otherwise encumbered by promoters, as applicable, shall not be displayed at the time of dissemination on the Stock Exchange website. Also wherever there is 'No' declared by Listed Entity in above table the values will be considered as 'Zero' by default on submission of the format of holding of specified securities.

5. The tabular format for disclosure of holding of specified securities is as follows:-





Table I - Summary Statement holding of specified securities as on 30/09/2019

(A)	Category of shareholder (i)	Nos. of shares held (ii)	No. of fully paid up equity shares held (iv)	No. of Partly paid-up equity shares held (v)	No. of shares underlying Depository Receipts (vi)	Total nos. shares held (vii)=(iv)+(v)+(vi)	Shareholding as a % of total no. of shares (calculated as per SCRR, 1957) As a % of (A+B+C2) (viii)	Number of Voting Rights held in each class of securities (ix)			No. of shares underlying convertible securities (including Warrants) (x)	Shareholding as a % assuming full conversion of convertible securities (as a percentage of diluted share capital) (xi)=(vii)+(x) As a % of (A+B+C2) (xii)	Number of Locked in shares (xiii)		Number of shares pledged or otherwise encumbered (xiv)	Number of shares held in dematerialized form (xv)
								Class eqx	Class eqy	Total			As a % of total shares held (b)	As a % of total shares held (b)		
(B)	Promoter & group	1	228500	0	0	228500	4.7576	228500	0	228500	4.7576	0	0.0000	0	0.0000	228500
(C)	Public	506	4574300	0	0	4574300	95.2424	4574300	0	4574300	95.2424	0	0.0000	0	0.0000	2745750
(C1)	Non Promoter - Non Public															
(C2)	Shares underlying DRS						NA									
(C2)	Shares held by Employee Trusts						NA									
	Total	507	4802900	0	0	4802900	100.0000	4802900	0	4802900	100.0000	0				2974250



NISCO TRADE ASSOCIATES LTD
 Table II - Statement Showing shareholding pattern of the Promoter and Promoter Group as on 30/09/2019

(1) Category & Name of the Shareholders (I)	(ii) PAN	(iii) Nos. of equity shares held (IV)	(v) Partly paid-up equity shares held (V)	(vi) Nos. of shares underlying Depository Receipts (VI)	(vii) Total nos. shares held (VII)=(IV)+(V)+(VI)	Shareholding % calculated as per SCRR, 1987 (As a % of (A+B+C2) (VIII))	Number of Voting Rights held in each class of securities (X)			Total as a % of Total Voting rights (X)	No of shares underlying outstanding convertible securities (including Warrants) (X)	Shareholding as a % assuming full conversion of convertible securities (as a percentage of diluted share capital) (XI)=(VII)+(X) (As a % of (A+B+C2))	Number of Locked in shares (XII)	As a % of total shares held (b)	Number of shares pledged or otherwise encumbered (XIII)	As a % of total shares held (b)	Number of equity shares held in dematerialized form (XIV)
							Class x	Class y	Total								
(a) Family																	
(b) Central Government/State Government(s)																	
(c) Financial Institutions/Banks																	
(d) Any Other (Specify)																	
Bodies Corporate		1	228500	0	228500	4.7576	228500	0	228500	4.7576	0	0.0000	0	0.0000	0	228500	
AMRITI AXMI DEALCOMM PRIVATE LIMITED		1	228500	0	228500	4.7576	228500	0	228500	4.7576	0	0.0000	0	0.0000	0	228500	
Sub Total		1	228500	0	228500	4.7576	228500	0	228500	4.7576	0	0.0000	0	0.0000	0	228500	
(2) Foreign Individuals (Non-Resident Individuals; Foreign Individuals)																	
(a) Government																	
(b) Institutions																	
(c) Foreign Portfolio Investor																	
(d) Any Other (Specify)																	
(e) Sub Total		0	0	0	0	0.0000	0	0	0	0.0000	0	0.0000	0	0.0000	0	0	
Total Shareholding of Promoter and Promoter Group (A)=(1)+(A)(2)		1	228500	0	228500	4.7576	228500	0	228500	4.7576	0	0.0000	0	0.0000	0	228500	

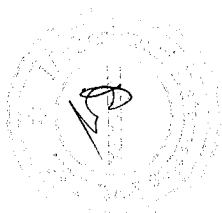


Table III - Statement Showing shareholding pattern of the Public shareholder as on 30/09/2019

(1)	Category & Name of the Shareholders (I)	PAN (II)	Nos. of sharehold- ers (III)	No. of fully paid up equity shares held (IV)	Partly paid-up equity shares held (V)	Nos. of shares Depository Receipts (VI)	Total nos shares held (VII)=(IV)+(V)+(VI)	Shareholding % calculated as per SCRR, 1957) As a % of (A+B+C2) (VIII)	Number of Voting Rights held in each class of securities (IX)			Total as a % of Total Voting rights (X)	No of shares Underlying convertible securities (including Warrants) (XI)	Shareholding as a % assuming full conversion of convertible securities (as a percentage of diluted share capital) (X)=(VII)+(XI) As a % of (A+B+C2)	Number of Locked in shares (XII)		Number of shares pledged or otherwise encumbered (XIII)	As a % of total shares held in (Not applicable) (a) (b) (c)	Number of equity shares held in dematerialized form (XIV)	
									Class X	Class Y	Total				No. (a)	As a % of total shares held in (Not applicable) (a) (b) (c)				
(a)	Mutual Funds / UTI																			
(b)	Venture Capital Funds																			
(c)	Alternate Investment Funds																			
(d)	Foreign Venture Capital Investors																			
(e)	Foreign Portfolio Investors																			
(f)	Financial Institutions / Banks																			
(g)	Insurance Companies																			
(h)	Provident Funds / Pension Funds																			
(i)	Any Other (specify)																			
	Sub Total		0	0	0	0	0	0.0000	0	0	0	0.0000	0	0.0000	0	0.0000	0	0.0000	NA	0
(2)	Central Government / State Government(s) / President of India																			
(3)	Non-Institutions																			
(a)	Individuals																			
	i. Individual shareholders holding nominal share capital upto Rs.2 lakhs		486	2757	0	0	2757	0.5779	2757	0	2757	0.5779	0	0.5779	0	0.0000	NA	13422		
	ii. Individual shareholders holding nominal share capital in excess of Rs.2 lakhs		17	2995324	0	0	2995324	62.3662	2995324	0	2995324	62.3662	0	62.3662	0	0.0000	NA	1181109		
	MANOJ KUMAR JHA	ANKP17089D	1	460400	0	0	460400	9.5861	460400	0	460400	9.5861	0	9.5861	0	0.0000	NA	460400		
	SUSHIL KUMAR SARAOGI	ALAS2098H	1	437109	0	0	437109	9.1011	437109	0	437109	9.1011	0	9.1011	0	0.0000	NA	437109		
	PRAVIN KUMAR SINGHANIA	AXSPS8289G	1	238000	0	0	238000	4.9554	238000	0	238000	4.9554	0	4.9554	0	0.0000	NA	0		
	KARUNA AGARWAL		1	212000	0	0	212000	4.4141	212000	0	212000	4.4141	0	4.4141	0	0.0000	NA	0		
	SARITA DEVI SHARMA	ASUPS5861D	1	200000	0	0	200000	4.1642	200000	0	200000	4.1642	0	4.1642	0	0.0000	NA	183600		
	MAOHU AGARWAL	AFKPA4259C	1	183600	0	0	183600	3.8228	183600	0	183600	3.8228	0	3.8228	0	0.0000	NA	0		
	ANIL AGARWAL	ADAPAD0994N	1	140000	0	0	140000	2.9150	140000	0	140000	2.9150	0	2.9150	0	0.0000	NA	0		
	SAROJ DEVI SHARMA	ASUP55649B	1	140000	0	0	140000	2.9150	140000	0	140000	2.9150	0	2.9150	0	0.0000	NA	0		
	SATISH CH. MISHRA	DLJPS2351O	1	135000	0	0	135000	2.8109	135000	0	135000	2.8109	0	2.8109	0	0.0000	NA	0		
	MONU SINGHAL	DHPS2351O	1	130800	0	0	130800	2.7234	130800	0	130800	2.7234	0	2.7234	0	0.0000	NA	0		
	YOGESH KUMAR AGARWAL	AFEPRA7263A	1	112415	0	0	112415	2.3406	112415	0	112415	2.3406	0	2.3406	0	0.0000	NA	0		
	AMIT KUMAR SINGHAL	ASTPS6047C	1	106000	0	0	106000	2.2070	106000	0	106000	2.2070	0	2.2070	0	0.0000	NA	0		
	BABITA AGARWAL	ANSP29578J	1	100000	0	0	100000	2.0821	100000	0	100000	2.0821	0	2.0821	0	0.0000	NA	0		
	RAJ KUMAR SHARMA	ATAPS0372C	1	100000	0	0	100000	2.0821	100000	0	100000	2.0821	0	2.0821	0	0.0000	NA	0		
	ARUN KUMAR AGARWAL		1	100000	0	0	100000	2.0821	100000	0	100000	2.0821	0	2.0821	0	0.0000	NA	0		

VISCO TRADE ASSOCIATES LTD

Table III - Statement Showing shareholding pattern of the Public shareholder as on 30/09/2019

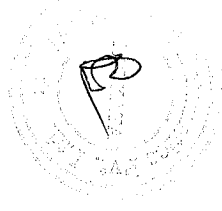
Category & Name of the Shareholders (I)	PAN (II)	Nos. of sharehold ers (III)	No. of fully paid up equity shares held (IV)	Partly paid-up equity shares held (V)	Nos. of shares underlying Depository Receipts (VI)	Total nos. shares held (VII)=(IV)+(V)+(VI)	Shareholding % as per SCRR, 1957) As a % of (A+B+C2) (VIII)	Number of Voting Rights held in each class of securities (X)		No of shares outstanding convertible securities (including Warrants) (X)	Shareholding as a % assuming full conversion of convertible securities (as a percentage of diluted share capital) (X)=(VII)+(X)	Number of Locked in shares (XII)	Number of shares pledged or otherwise encumbered (XIII)	Number of equity shares held in dematerialized form (XIV)
								Class x	Class y					
LALITA WISHRA	AAGPM4182K	1	100000	0	0	100000	2.0821	100000	0	0	2.0821	0	0	100000
SHIKHA AGARWAL	AHJPB1041N	1	100000	0	0	100000	2.0821	100000	0	0	2.0821	0	0	100000
NBFCs registered with RBI														
Employee Trusts														
Overseas Depositories (holding DRs) (balancing figure)														
Any Other (specify)														
Bodies Corporate														
GOLDEN GOENKA CREDIT PVT LTD	AACCR3964K	3	1551219	0	0	1551219	32.2982	1551219	0	0	32.2982	0	0.0000	1551219
JAJODIA FINANCE LIMITED	AAACJ8457D	2	1102610	0	0	1102610	22.9576	1102610	0	0	22.9576	0	0.0000	1102610
J.N.B. SIDHU FINANCE PVT.LTD	AAABCJ0370Q	1	230644	0	0	230644	4.8023	230644	0	0	4.8023	0	0.0000	230644
Sub Total		1	217965	0	0	217965	4.5383	217965	0	0	4.5383	0	0.0000	217965
Total Public Shareholding		506	4574300	0	0	4574300	95.2424	4574300	0	0	95.2424	0	0.0000	2745750
(B)=(B)(1)+(B)(2)+(B)(3)		506	4574300	0	0	4574300	95.2424	4574300	0	0	95.2424	0	0.0000	2745750



VISCO TRADE ASSOCIATES LTD

Table IV - Statement Showing shareholding pattern of the Non Promoter - Non Public shareholder as on 30/09/2019

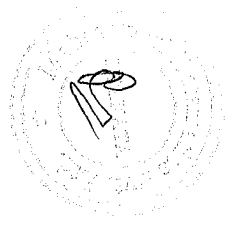
(1) Category & Name of the Shareholders (I) Custodian / DR Holder	(II) PAN (II)	(III) No of sharehold- ers (III)	(IV) No. of fully paid up equity shares held (IV)	(V) Partly paid- up equity shares held (V)	(VI) Nos. of shares underlying Depository Receipts (VI)	(VII) Total nos. shares held (VII)=(IV)+(V)+(VI)	(VIII) Shareholding % calculated as per SCRR, 1957 As a % of (A+B+C2) (VIII)	Number of Voting Rights held in each class of securities (IX)			Total as a % of Total Voting rights (X)	No of shares outstanding convertible securities (including Warrants) (XI)	Total Shareholding assuming full conversion of convertible securities (as a percentage of diluted share capital) (X)=(VII)+(XI) As a % of A+B+C2	Number of Locked in shares (XII)		Number of shares pledged or otherwise encumbered (XIII)		Number of equity shares held in dematerialized form (XIV)
								Class x	Class y	Total				No. (a)	As a % of total shares held (b)	(a)	(b)	
(2) Employee Benefit Trust (under SEBI (Share based Employee Benefit) Regulations, 2014)								0	0	0	0.0000	0	0.0000	NA	NA			
Total Non Promoter - Non Public Shareholding (C)=(C1)+(C2)		0	0	0	0	0	0.0000	0	0	0	0.0000	0	0.0000	NA	NA			0



VISCO TRADE ASSOCIATES LTD

Table V - Statement showing details of significant beneficial owners as on 30/09/2019

Sr No	Name	Details of the (SBO) (i)		Details of the registered owner (ii)		Details of holding / exercise of right of the SBO in the reporting company, whether direct or indirect: Whether by virtue of: (iii)			Exercise of significant influence	Date of creation / acquisition of significant beneficial interest (iv)
		PAN / Passport No. in case of a foreign national	Nationality	PAN / Passport No. in case of a foreign national	Nationality	Shares (%)	Voting rights (%)	Rights on distributable dividend or any other distribution (%)		
1						1102610	22.9576			
	Total					1102610	22.9576			





VISCO TRADE ASSOCIATES LTD		Shareholding Summary as on 30/09/2019	
As per Folio/Client Id		As per PAN	
Form	No of Records	No of Shares	No of Records
PHYSICAL	119	1828550	119
NSDL	29	644333	28
CDSL	365	2329917	364
TOTAL	513	4802800	511
			4802800
			2329917
			644333
			1828550