

**Format of holding of specified securities**

Annexure - I


1. Name of Listed Entity: VISCO TRADE ASSOCIATES LTD
2. Scrip Code - Name of Scrip :- Class of Security Equity
3. Share Holding Pattern Filed under : Reg. 31(1)(a)/Reg. 31(1)(b)/Reg. 31(1)(c)
  - a. If under 31 (1)(b) then indicate the report for Quarter ending
  - b. If under 31(1)(c) then indicate date of allotment/extinguishment

4. Declaration : The Listed entity is required to submit the following declaration to the extent of submission of information:-

Particulars	Yes*	No*
1 Whether the Listed Entity has issued any partly paid up shares?		No*
2 Whether the Listed Entity has issued any Convertible Securities or Warrants?		No
3 Whether the Listed Entity has any shares against which depository receipts are issued?		No
4 Whether the Listed Entity has any shares in Locked-in?		No
5 Whether any shares held by promoters are pledge or otherwise encumbered?		No

\* If the Listed Entity selects the option 'No' for the questions above, the column for the partly paid up shares, Outstanding Convertible Securities/Warrants, depository receipts, locked-in shares, No of shares pledged or otherwise encumbered by promoters, as applicable, shall not be displayed at the time of dissemination on the Stock Exchange website. Also wherever there is 'No' declared by Listed Entity in above table the values will be considered as 'Zero' by default on submission of the format of holding of specified securities.

5. The tabular format for disclosure of holding of specified securities is as follows:-



VISCO TRADE ASSOCIATES LTD


Table I - Summary Statement holding of specified securities as on 31/12/2015

Category of shareholder (I)	Nos. of shares (II)	No. of fully paid up equity shares held (IV)	No. of Partly paid-up equity shares held (V)	No. of shares underlying Depository Receipts (VI)	Total nos. shares held (VII)=(IV)+(V)+(VI)	Shareholding as a % of total no. of shares (calculated as per SCRR, 1957) As a % of (A+B+C2)	Number of Voting Rights held in each class of securities (X)			No of shares in underlying securities convertible (including Warrants) (X)	Shareholding as a % assuming convertible securities (as a percentage of diluted share capital) (XI)=(VII)+(X) As a % of (A+B+C2)	Number of Locked In shares (XII)		Number of shares pledged or otherwise encumbered (XIII)	Number of shares held in dematerialized form (XIV)
							Class egx	Class eg y	Total			As a % of total shares held (b)	As a % of total shares held (b)		
(A) Promoter & group	1	228500	0	0	228500	4.7576	228500	0	228500	4.7576	0	0	0.0000	0	22850
(B) Public	507	4574300	0	0	4574300	95.2424	4574300	0	4574300	95.2424	0	0.0000	NA	0	104740
(C) Non Promoter - Non Public						NA							NA		
(C1) Shares underlying DRs													NA		
(C2) Shares held by Employee Trusts													NA		
Total	508	4802800	0	0	4802800	100.0000	4802800	0	4802800	100.0000	0	0	0.0000	0	127590




VISCO TRADE ASSOCIATES LTD.  
Table II - Statement Showing shareholding pattern of the Promoter and Promoter Group as on 31/12/2015

(1)	(ii)	(iii)	(iv)	(v)	(vi)	(vii)=(iv)+(v)+(vi)	(viii)	Number of Voting Rights held in each class of securities (ix)			(x)	(xi)	(xii)	(xiii)	(xiv)	
								Class x	Class y	Total						
(a)	Indian Individuals/Hindu undivided Family	PAN	Nos. of sharehold equity shares held	No. of fully paid up equity shares held	Partly paid-up equity shares held	Nos. of underlying Depository Receipts	Total nos. shares held (vii)=(iv)+(v)+(vi)	Shareholding % calculated as per SCRR 1957) As a % of (A+B+C2) (viii)	Class x	Class y	Total	Total as a % of Total Voting rights (x)	No. of convertible securities outstanding of diluted share capital (xi)=(vii)-(x)	As a % of total shares held (ii)	Number of shares pledged or otherwise encumbered (xiii)	Number of equity shares held
(b)	Central Government/State Government(s)															
(c)	Financial Institutions/Banks															
(d)	Any Other (specify)															
	Bodies Corporate		1	228500	0	0	228500	4.7576	228500	0	228500	4.7576	0	0.0000	0	228500
	AMRITLAXMI DEALCOMM PRIVATE LIMITED	AAU CA2803P	1	228500	0	0	228500	4.7576	228500	0	228500	4.7576	0	0.0000	0	228500
	Sub Total		1	228500	0	0	228500	4.7576	228500	0	228500	4.7576	0	0.0000	0	228500
(2)	Foreign Individuals (Non Resident Individuals/Foreign Individuals)															
(a)	Government															
(b)	Institutions															
(c)	Foreign Portfolio Investor															
(d)	Any Other (specify)															
(e)	Sub Total		0	0	0	0	0	0.0000	0	0	0	0.0000	0	0.0000	0	0
	Total Shareholding of Promoter and Promoter Group		1	228500	0	0	228500	4.7576	228500	0	228500	4.7576	0	0.0000	0	228500
	(A)=(A1)+(A2)		1	228500	0	0	228500	4.7576	228500	0	228500	4.7576	0	0.0000	0	228500




Category & Name of the Shareholders (I)	PAN (II)	Nos of sharehold ers (III)	No. of fully paid up equity shares held (IV)	Partly paid-up equity shares held (V)	Nos of shares underlying Depository Receipts (VI)	Total nos. shares held (VII)=(IV)+(V)+(VI)	Shareholding % (VIII) As a % of (A+B+C2)	Number of Voting Rights held in each class of securities (IX)		Total as a % of Total Voting rights (X)	No of outstanding convertible securities (as a percentage of diluted share capital) (XI)=(VII)/(X)	Shareholding as a % assuming full conversion of convertible securities (as a percentage of diluted share capital) (XII)=(VII)/(X+XI)	Number of Locked in shares (XIII)	Number of shares pledged or otherwise	As a % of total shares held (Not dematerialized form) (XIV)
								Class X	Class Y						
(a) Individual shareholders holding nominal share capital upto Rs.2 lakhs		480	16426	0	0	16426	0.3420	16426	0	0.0000	0	0.0000	0	0.0000	2091
(b) Individual shareholders holding nominal share capital in excess of Rs. 2 lakhs		18	2789415	0	0	2789415	58.0789	2789415	0	0.0000	0	0.0000	0	0.0000	NA
(c) Provident Funds / Pension Funds															
(d) Any Other (specify)															
(e) Sub Total															
(f) Central Government / State Government(s) / President of India															
(g) Non-Institutions															
(h) Individual shareholders holding nominal share capital upto Rs.2 lakhs															
(i) Individual shareholders holding nominal share capital in excess of Rs. 2 lakhs															
(j) Provident Funds / Pension Funds															
(k) Any Other (specify)															
(l) Sub Total															
(m) Central Government / State Government(s) / President of India															
(n) Non-Institutions															
(o) Individual shareholders holding nominal share capital upto Rs.2 lakhs															
(p) Individual shareholders holding nominal share capital in excess of Rs. 2 lakhs															
(q) Provident Funds / Pension Funds															
(r) Any Other (specify)															
(s) Sub Total															
(t) Foreign Portfolio Investors															
(u) Financial Institutions / Banks															
(v) Insurance Companies															
(w) Provident Funds / Pension Funds															
(x) Any Other (specify)															
(y) Sub Total															
(z) Total															



VISCO TRADE ASSOCIATES LTD  
Table III - Statement Showing shareholding pattern of the Public shareholder as on 31/12/2015

(a) Category & Name of the Shareholders (i)	(ii) PAN (ii)	(iii) Nos. of equity shares held (iv)	(v) No. of fully paid up equity shares held (v)	(vi) Party paid-up equity shares held (vi)	(vii) Nos. of shares underlying Depository Receipts (vii)	(viii) Total nos. shares held (viii)=(iv)+(v)+(vi)+(vii)+	(ix) Shareholding % as per SCRR, 1957, As a % of (A+B+C2) (ix)	(x) Number of Voting Rights held in each class of securities (X)			(xi) Total as a % of Total Voting rights (xi)	(xii) No. of underlying securities outstanding (including Warrants) convertible into shares (xii)	(xiii) Shareholding as a % assuming full conversion of convertible securities (as a percentage of diluted share capital) (Xiii)=(viii)+(xi)	(xiv) Number of locked in shares (xiv)	(xv) Number of shares or otherwise (xv)	(xvi) Number of equity shares held in (Not dematerialized form) (xvi)
								(x) Class x	(xi) Class y	(xii) Total						
(b) NRCs registered with RBI																
(c) Employee Trusts																
(d) Overseas Depositories (including DRs) (balancing figure)																
(e) Any Other (specify)																
Bodies Corporate		9	1768459	0	0	1768459	36.8214	1768459	0	1768459	36.8214	0	0.0000	0	0.0000	1045309
SKYPACK VANIYA PRIVATE LIMITED		1	240000	0	0	240000	4.9771	240000	0	240000	4.9771	0	0.0000	0	0.0000	0
SAKTIDHAM ENCLAVE PRIVATE LIMITED		1	239000	0	0	239000	4.9763	239000	0	239000	4.9763	0	0.0000	0	0.0000	0
STRONG DEALTRADE PRIVATE LIMITED		1	236909	0	0	236909	4.9327	236909	0	236909	4.9327	0	0.0000	0	0.0000	236909
AALEKHA SUPPLY PRIVATE LIMITED	AAQCS7372A	1	234150	0	0	234150	4.8753	234150	0	234150	4.8753	0	0.0000	0	0.0000	0
J.N.B. SIDHU FINANCE PVT LTD	AAECJ0370Q	1	228400	0	0	228400	4.7556	228400	0	228400	4.7556	0	0.0000	0	0.0000	228400
SHUBH INVESTMENTS PVT LTD	AAHCS6656L	1	220000	0	0	220000	4.5807	220000	0	220000	4.5807	0	0.0000	0	0.0000	220000
RISEWELL CREDIT PVT. LTD	AAOCR2656K	1	200000	0	0	200000	4.1642	200000	0	200000	4.1642	0	0.0000	0	0.0000	200000
JAODIA FINANCE LIMITED	AAACJ8457D	1	160000	0	0	160000	3.3314	160000	0	160000	3.3314	0	0.0000	0	0.0000	160000
Sub Total		507	4574300	0	0	4574300	95.2424	4574300	0	4574300	95.2424	0	0.0000	0	0.0000	1047408
Total Public Shareholding	(b)+(c)+(d)+(e)(X)	507	4574300	0	0	4574300	95.2424	4574300	0	4574300	95.2424	0	0.0000	0	0.0000	1047408



VISCO TRADE ASSOCIATES LTD  
 Table IV - Statement Showing shareholding pattern of the Non Promoter - Non Public shareholder as on 31/12/2015

(1) Category & Name of the Shareholders (I) Custodian / DR Holder	PAN (II)	No of shares held (III)	No. of fully paid up equity shares held (IV)	Partly paid-up equity shares held (V)	Nos. of shares Depository Receipts (VI)	Total nos. share held (VII)=(IV) + (V)+(VI)	Shareholding % calculated as per SCRR, 1957) As a % of (A+B+C2) (VIII)	Number of Voting Rights held in each class of securities (IX)			Total Shareholding as a % assuming full conversion of securities (as a percentage of diluted share capital) (XI)=(VII)+(X)	Number of Locked in shares (XII)	Number of shares pledged or As a % of total (XIII)	Number of shares held in dematerialized form (XIV)
								Class x	Class y	Total				
(2) Employee Benefit Trust (under SEBI (Share based Employee Benefit) Regulations, 2014)		0	0	0	0	0	0.0000	0	0	0	0.0000	0	0	0
Total Non Promoter - Non Public Shareholding (C)=(C1)+(C2)		0	0	0	0	0	0.0000	0	0	0	0.0000	0	0	0

